Yu-Gi-Oh! Millennium Eye Papercraft





INSTRUCTIONS:

1. Print the template on cardstock.
2. Cut on the solid lines.
3. Make a mountain fold on the dashed lines.
4. Make a valley fold on the dash dot lines.
5. Assemble as indicated by the numbers.
6. Before folding, trace lightly along the folds with a ruler & an empty pen or dull exacto type knife for cleaner, more angular folds.
7. Glue sparingly at the flaps.



This fan-created model is not for sale or redistribution. Any and all trademarks and copyrights are the properties of their respective owners.
Model design © 2011
C. Jefferson OConnor,
www.tektonten.blogspot.com



This fan-created model is
not for sale or redistribution.
Any and all trademarks and
copyrights are the properties
of their respective owners.
Model design © 2011
C. Jefferson OConnor,
www.tektonten.blogspot.com

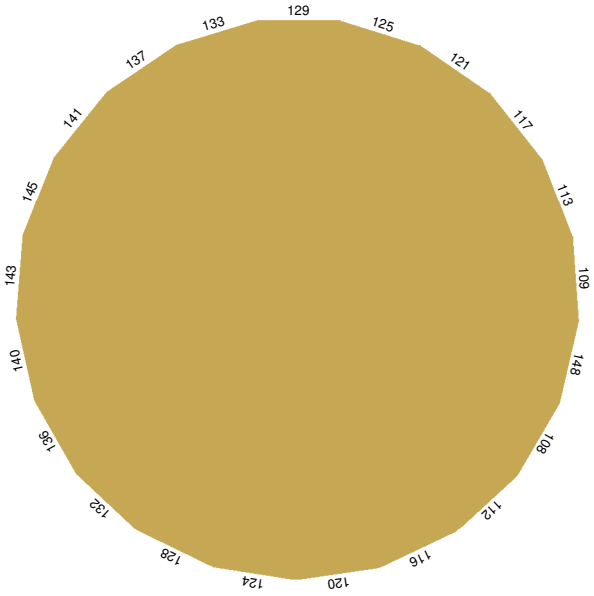





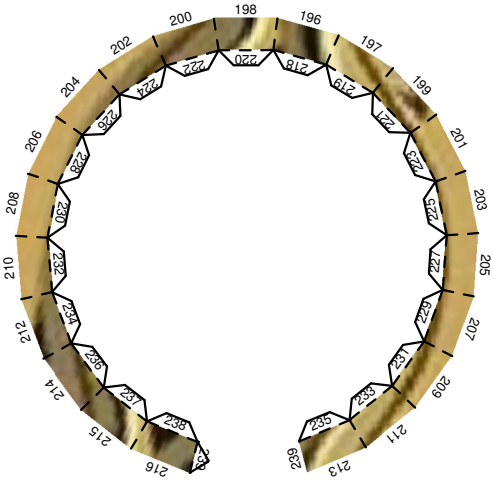

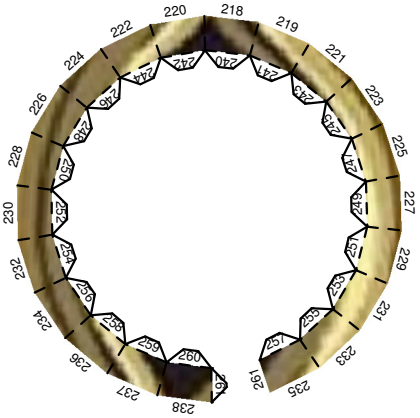

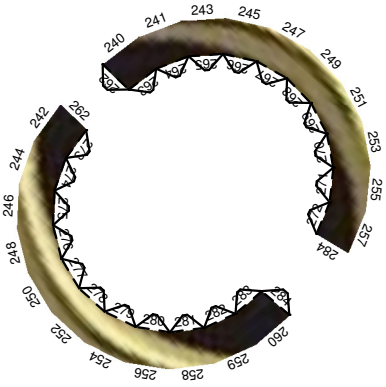

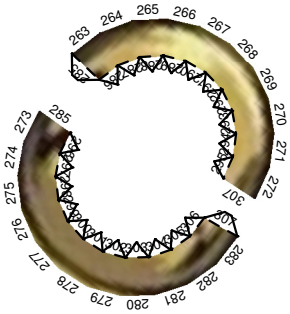





This fan-created model is not for sale or redistribution. Any and all trademarks and copyrights are the properties of their respective owners.
Model design © 2011
C. Jefferson OConnor,
www.tektonten.blogspot.com